



101896GR - 8.0

QUANSYS BIOSCIENCES
CERTIFICATE OF ANALYSIS

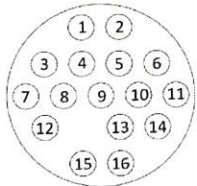
Quansys Biosciences
 365 N 600 W
 Logan, UT 84321
 (435) 752-0531

Q-Plex™ Mouse Cytokine Screen HS (15-Plex)

REF	Part Number: 112449MS-15P	Software Product Code: MHSM230927-CY15 
LOT	Lot Number: MCSK230927 21787 001	
	Expiration Date: 2025-SEP-19	

Reconstitute Calibrator using 550 µL of Sample Diluent

Component	Part Number	Lot Number	Recon. Volume	Exp. Date
Plate	112452MS-15P	MCSP250109	N/A	2026-JAN-09
Sample Diluent	112457MS	MHSS240730	N/A	2026-JUL-30
Calibrator	112455MS	MHSM230927	550 µL	2026-JAN-16
Detection	112456MS	MHSD240919	6 mL	2025-SEP-19
Streptavidin HRP	101173GR	QNSN241105	N/A	2026-MAY-05
Substrate A	101159GR	QNSA240801	N/A	2026-MAR-19
Substrate B+	101120GR	QNSB+240801	N/A	2026-MAR-19
Wash Buffer	101158GR	QNSW250106	N/A	2027-JAN-06



Q-Plex™ ARRAYS

Spot #	Analyte	Cal Conc	Units	LLD	LLOQ	ULOQ
1	GM-CSF	400	pg/mL	0.27	0.55	400
2	IFN γ	800	pg/mL	0.55	1.10	800
3	IL-1 α	620	pg/mL	0.43	0.85	620
4	IL-1 β	2390	pg/mL	1.64	3.28	2390
5	IL-2	180	pg/mL	0.12	0.25	180
6	IL-3	26	pg/mL	0.018	0.036	26
7	IL-4	160	pg/mL	0.11	0.22	160
8	IL-5	710	pg/mL	0.49	0.97	710
9	IL-6	1110	pg/mL	0.76	1.52	1110
10	IL-10	520	pg/mL	0.36	0.71	520
11	IL-12p70	540	pg/mL	0.37	0.74	540
12	IL-17A	650	pg/mL	0.45	0.89	650
13	MIP-1 α	600	pg/mL	0.41	0.82	600
14	RANTES	1900	pg/mL	1.30	2.61	1900
15	TNF α	390	pg/mL	0.27	0.53	390
16	REF	N/A	N/A	N/A	N/A	N/A

QC Release: *[Signature]* Date: 16 JAN 25
 QA Release: *[Signature]* Date: 16 JAN 25
 for Research Use Only