



101896GR - 8.0

QUANSYS 
 BIOSCIENCES
CERTIFICATE OF ANALYSIS

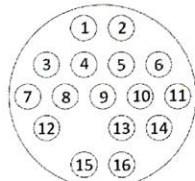
Quansys Biosciences
 365 N 600 W
 Logan, UT 84321
 (435) 752-0531

Q-Plex™ Mouse Cytokine Screen HS (15-Plex)

REF	Part Number: 112449MS-15P	Software Product Code: MHSM230927-CY15 
LOT	Lot Number: MCSK230927 21457 001	
	Expiration Date: 2025-JUN-06	


Reconstitute Calibrator using 550 µL of Sample Diluent

Component	Part Number	Lot Number	Recon. Volume	Exp. Date
Plate	112452MS-15P	MCSP240925	N/A	2025-SEP-25
Sample Diluent	112457MS	MHSS240213	N/A	2025-JUN-06
Calibrator	112455MS	MHSM230927	550 µL	2025-OCT-16
Detection	112456MS	MHSD240919	6 mL	2025-SEP-19
Streptavidin HRP	101173GR	QNSN240701	N/A	2026-JAN-01
Substrate A	101159GR	QNSA240906	N/A	2026-MAR-19
Substrate B+	101120GR	QNSB+240906	N/A	2026-MAR-19
Wash Buffer	101158GR	QNSW240809	N/A	2026-AUG-09



Q-Plex™ ARRAYS

Spot #	Analyte	Cal Conc	Units	LLD	LLOQ	ULOQ
1	GMCSF	400	pg/mL	0.27	0.55	400
2	IFN γ	800	pg/mL	0.55	1.10	800
3	IL-1 α	620	pg/mL	0.43	0.85	620
4	IL-1 β	2390	pg/mL	1.64	3.28	2390
5	IL-2	180	pg/mL	0.12	0.25	180
6	IL-3	26	pg/mL	0.018	0.036	26
7	IL-4	160	pg/mL	0.11	0.22	160
8	IL-5	710	pg/mL	0.49	0.97	710
9	IL-6	1110	pg/mL	0.76	1.52	1110
10	IL-10	520	pg/mL	0.36	0.71	520
11	IL-12p70	540	pg/mL	0.37	0.74	540
12	IL-17A	650	pg/mL	0.45	0.89	650
13	MIP-1 α	600	pg/mL	0.41	0.82	600
14	RANTES	1900	pg/mL	1.30	2.61	1900
15	TNF α	390	pg/mL	0.27	0.53	390
16	REF	N/A	N/A	N/A	N/A	N/A

QC Release:  Date: 17OCT24
 QA Release: Christine Thompson Date: 17OCT24
 for Research Use Only